



Eriswell Parish Council
Traffic Report
February/March 2025

On 08 May 2024 at 18:00 the SID was installed on the B1112 on the pole positioned opposite the Volvo dealership, The Street, in the village of Eriswell. The SID was positioned to monitor traffic coming from the direction Lakenheath heading South towards Eriswell Village.

Traffic speed and volumes were measured from 00:00AM 31st January up until 13:59PM on 24th March 2025.

There was between 3000 and 3350 vehicles on weekdays passing this point.

There was between 2200 and 2900 vehicles per day over the weekend heading towards the village.

The busiest times during the week was 07:45-08:45 (Avg. 242 cars p/h) and 16:00-17:00 (Avg. 267 cars p/h).

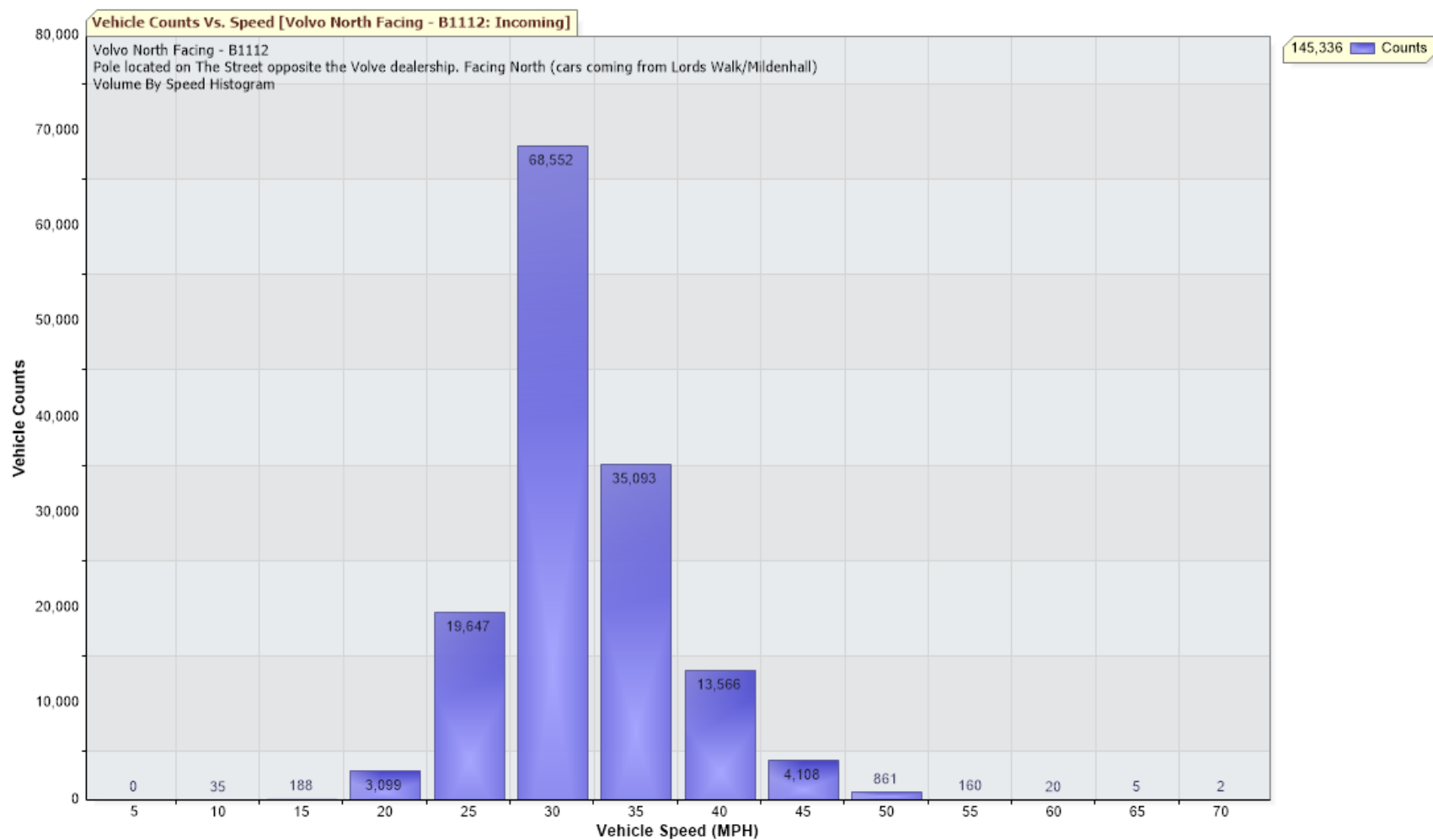
The 85th Percentile Speed (most people) travel at or below **34.6 MPH** past his point.

The 50th Percentile Speed (half the traffic) travel at or below **28.6 MPH** past his point.

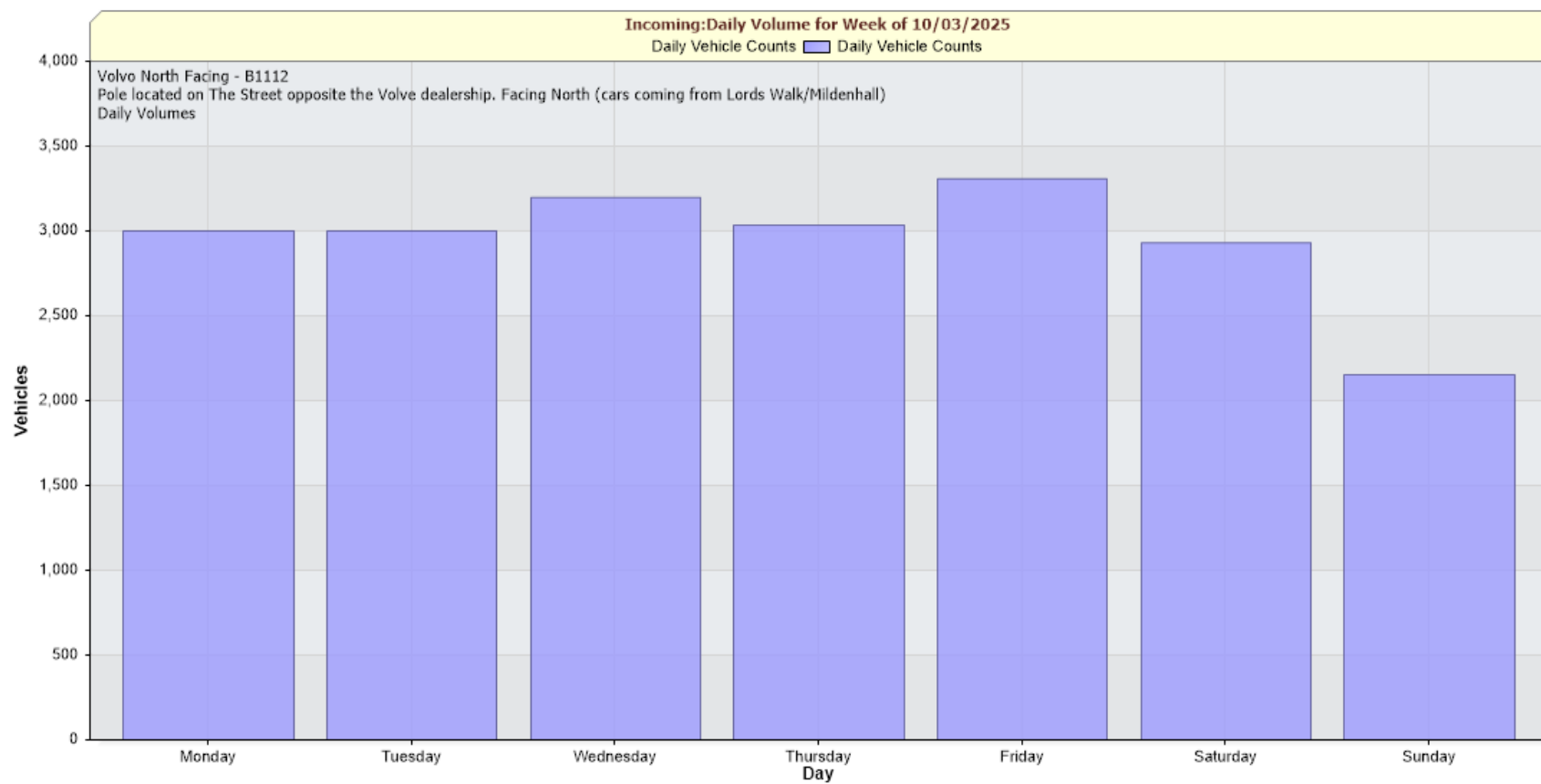
The fastest speeds recorded during this period was **70MPH (x2) and 65MPH (x5)**. The SID is positioned 670m past where the 30MPH zone starts (460m past the T-junction).

The next pages show:

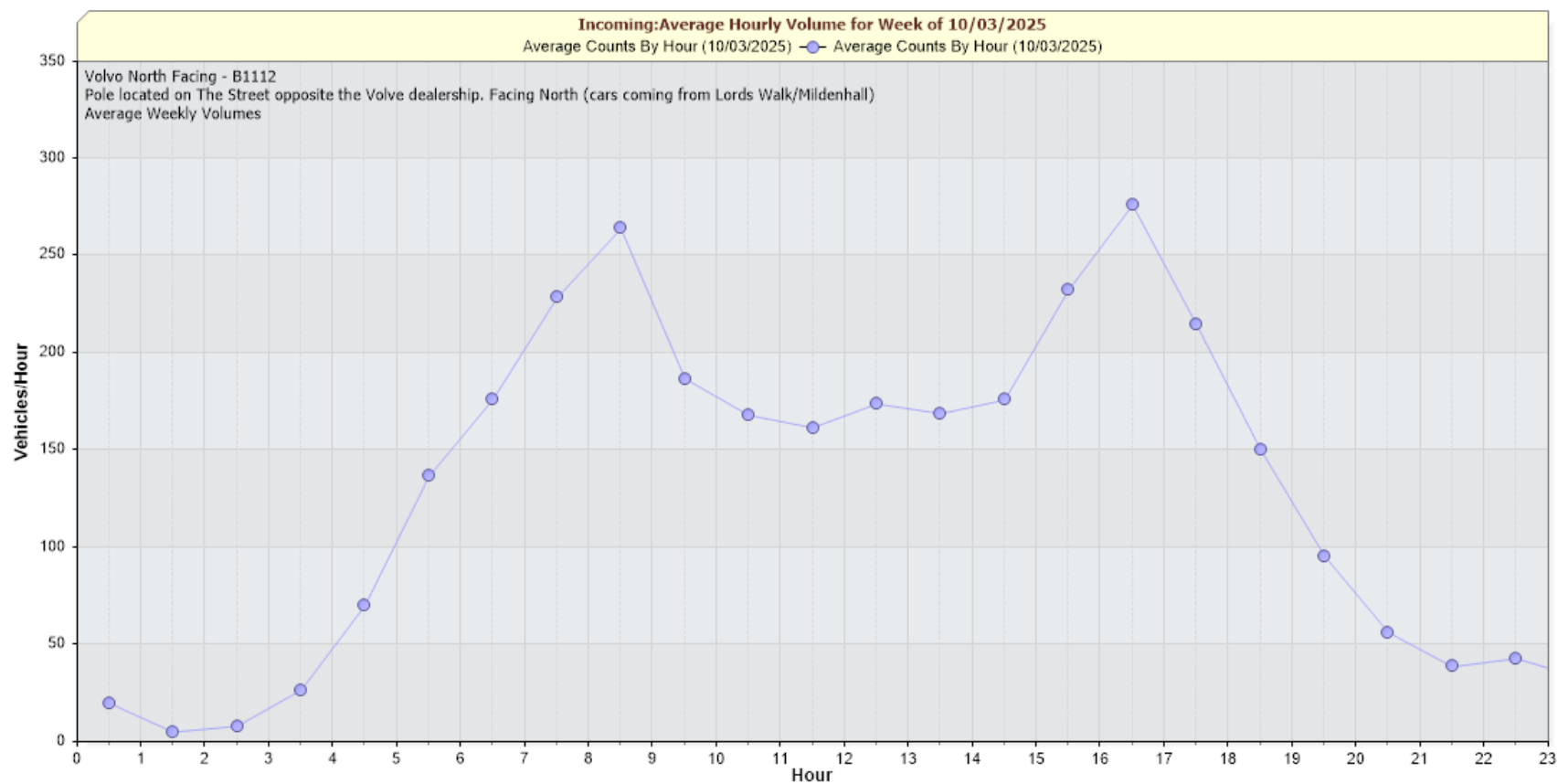
- Speed vs vehicle counts at the point listed above.
- Typical hourly volumes (weekdays) passing this point
- Community Speed Watch Team Limit (35MPH) exceedances table
- SID Location aerial diagram



31/01/2024 to 24/03/2025 into Eriswell village – Traffic from Mildenhall/Lords Walk



Typical weekday volumes heading from Mildenhall/Lords Walk on B1112 into Eriswell village



Typical weekday volumes/hour heading from Mildenhall/Lords Walk on B1112 into Eriswell village

Hour	Monday	Tuesday	Wednesday	Thursday	Friday	Saturday	Sunday
0 - 1	27	11	12	16	12	19	20
2 - 2	8	8	5	4	7	4	19
2 - 3	18	9	3	3	9	14	13
3 - 4	26	28	40	26	30	14	22
4 - 5	53	51	67	54	53	37	37
5 - 6	86	112	92	98	77	30	26
6 - 7	74	86	81	87	96	31	19
7 - 8	60	69	84	78	73	69	29
8 - 9	60	82	64	78	73	68	40
9 - 10	61	44	53	51	61	50	66
10 - 11	65	43	62	49	52	67	63
11 - 12	73	53	61	76	45	72	88
12 - 13	80	76	62	63	56	73	80
13 - 14	80	65	68	73	91	110	90
14 - 15	86	82	102	91	66	94	75
15 - 16	99	121	85	88	99	85	73
16 - 17	123	149	140	142	127	92	74
17 - 18	101	98	113	125	68	78	54
18 - 19	56	68	56	67	65	74	49
19 - 20	42	36	46	34	60	64	44
20 - 21	28	36	29	33	42	40	32
21 - 22	22	22	24	25	42	40	31
22 - 23	27	44	36	38	45	44	35
23 - 24	36	28	27	29	25	43	27
Totals	1391	1421	1412	1428	1374	1312	1106

Exceeding Community Speed Watch Team Limit of 35MPH – February 2025

Hour	Monday	Tuesday	Wednesday	Thursday	Friday	Saturday	Sunday
0 - 1	13	12	8	9	6	19	21
2 - 2	8	11	6	7	8	19	15
2 - 3	8	6	11	5	4	13	13
3 - 4	27	23	33	30	23	19	30
4 - 5	90	60	62	69	68	38	41
5 - 6	102	73	82	66	66	38	30
6 - 7	85	72	78	77	78	64	35
7 - 8	93	66	67	73	82	58	30
8 - 9	89	53	66	59	77	69	57
9 - 10	61	33	54	51	37	66	92
10 - 11	73	34	27	44	37	72	102
11 - 12	62	43	58	55	44	97	92
12 - 13	80	51	49	64	72	114	98
13 - 14	54	47	47	51	53	97	78
14 - 15	71	48	58	53	67	94	90
15 - 16	100	84	103	82	96	111	72
16 - 17	103	82	91	105	124	116	82
17 - 18	78	82	99	99	88	93	89
18 - 19	49	49	65	61	50	78	64
19 - 20	38	44	38	45	35	65	38
20 - 21	29	28	32	17	37	44	34
21 - 22	14	20	27	26	25	46	29
22 - 23	28	34	36	36	31	58	33
23 - 24	15	14	14	18	25	36	35
Totals	1370	1069	1211	1202	1233	1524	1300

Exceeding Community Speed Watch Team Limit of 35MPH – March 2025



SID Location vs Start of 30MPH zone